

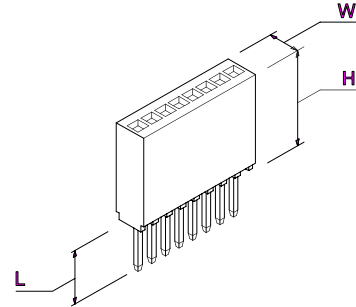
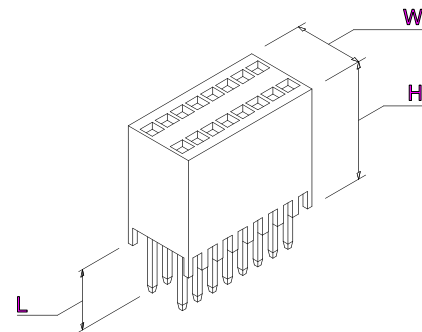
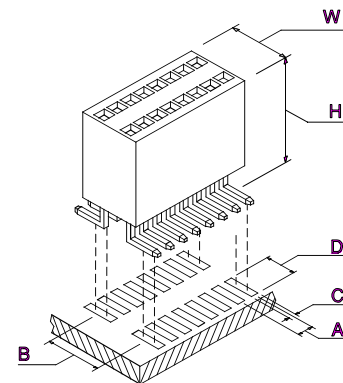
.050" BOARD MOUNT SOCKETS (Straight / SMT)**FEATURES**

- Excellent for low profile board stacking
- Small centers allow higher density packaging
- IR, Vapor Phase and Wave Solder compatible
- Chamfered entry prevents pin stubbing
- Mates with Crane's PFH, MPFH, PLH and MPLH Series headers

STANDARD PART DIMENSIONS

INSULATOR BODY		ATF Single Row	ATF Dual Row	ATF Dual Row SMT
W	WIDTH	0.100" / 2,54mm	0.200" / 5,08mm	0.200" / 5,08mm
H	HEIGHT	0.335" / 8,51mm	0.335" / 8,51mm	0.350" / 8,89mm
S	STANDOFF	0.020" / 0,51mm	0.050" / 1,27mm	N/A
PC TAIL		ATF Single Row	ATF Dual Row	ATF Dual Row SMT
L	LENGTH	0.120" / 3,05mm	0.125" / 3,18mm	N/A
DIAGONAL		0.018" / 0,46mm COINED		N/A
Recommended PC Board Layout		ATF Single Row	ATF Dual Row	ATF Dual Row SMT
A	PAD CENTERLINE SPACING	N/A	N/A	0.050" / 1,27mm
B				0.220" / 5,54mm
C	PAD SIZE			0.025" / 0,64mm
D	PAD SIZE			0.100" / 2,54mm
MATERIALS				
INSULATOR BODY		SINGLE ROW	Nylon (UL94V-O)	
		DUAL ROW	High Temp Thermoplastic (UL94V-O)	
CONTACTS		SINGLE/DUAL	Copper Alloys	

See SPECIFICATIONS and PERFORMANCE DATA for more details

**SINGLE ROW - THRU-HOLE
(03 to 36 Positions)****DUAL ROW - THRU-HOLE
(04 to 100 Positions)****DUAL ROW - SMT
(04 to 100 Positions)****SAMPLE HOTLINE: 1-800-676-7644**

**0.050" (1,27mm) Centers To Mate
With 0.018" (0,46mm) Posts**

HOW TO ORDER CRANE'S ATF SERIES

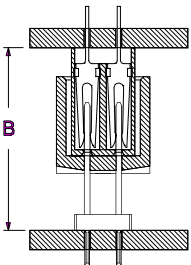
STANDARD PART NUMBER

PRODUCT SERIES	ATF							
NUMBER OF POSITIONS	SINGLE	03-36						
	DUAL	04-100						
NUMBER OF ROWS	SINGLE	S						
	DUAL	D						
TYPE OF SOCKET	STRAIGHT		S					
PLATING (See Plating Specifications Below)	G or F							
TAIL PLATING	SAME AS CONTACT (FLASH GOLD)		C					
	TIN/LEAD		T					
TAIL STYLE	STANDARD (Thru-Hole)		F					
	SURFACE MOUNT		S					

NOTE: Standard sizes are MULTIPLES OF TEN; other sizes available

Crane's ATF Sockets can be combined with MPLH Headers to achieve the BOARD STACKING heights noted below

SAMPLE BOARD STACKING COMBOS FOR THRU-HOLE PARTS

MPLH HEADER MATED WITH ATF SOCKET	SOCKET STYLE	HEADER STYLE (Please Reference Crane's MPLH Web-Catalog Page)					BOARD SPACING ACHIEVED ("B")
		O	E	F	=		
	ATF +	MPLH	O	E	F	=	0.500"
	ATF +	MPLH	K	L	L	=	0.625"
	ATF +	MPLH	K	O	O	=	0.700"
	ATF +	MPLH	K	Q	Q	=	0.750"
	ATF +	MPLH	B	C	E	=	0.450"
	ATF +	MPLH	K	V	V	=	0.935"
	ATF +	MPLH	K	Y	Y	=	1.100"
MPLH HEADER MATED WITH ATF SOCKET	NOTE: Only the sizes highlighted in RED are available with the FINE LINE TAIL option						
	SOCKET STYLE	HEADER STYLE (Please reference Crane's MPLH/SMT Web-Catalog Page)				BOARD SPACING ACHIEVED ("B")	
	ATF +	MPLH / SMT	F	A	=	0.380"	
	ATF +	MPLH / SMT	C	E	=	0.500"	
	ATF +	MPLH / SMT	H	I	=	0.575"	
ATF +	MPLH / SMT	R	L	=	0.625"		

CRANE CONNECTORS - PLATING SPECIFICATIONS

PLATING OPTIONS		CONTACT AREA Inches (Millimeters)	PC TAIL Inches (Millimeters)	UNDERPLATE Inches (Millimeters)
G	Selective	15 _μ " (0,00038) Gold	100 _μ " (0,00254) Tin/Lead - Min	50 _μ " (0,00127) Nickel - Min.
T	Tin / Lead	100 _μ " (0,00254) Tin / Lead	100 _μ " (0,00254) Tin/Lead - Min	50 _μ " (0,00127) Nickel - Min.
M	Selective	50 _μ " (0,00127) Gold	100 _μ " (0,00254) Tin/Lead - Min	50 _μ " (0,00127) Nickel - Min.
H	Selective	30 _μ " (0,00076) Gold	100 _μ " (0,00254) Tin/Lead - Min	50 _μ " (0,00127) Nickel - Min.
L	Selective	10 _μ " (0,00025) Gold	100 _μ " (0,00254) Tin/Lead - Min	50 _μ " (0,00127) Nickel - Min.
F	Selective	3 _μ " (0,00008) Gold	100 _μ " (0,00254) Tin/Lead - Min	50 _μ " (0,00127) Nickel - Min.

ENGINEERING NOTE:

The information presented in this catalog page is accurate to the best of our knowledge. Due to ongoing efforts to advance design and material performance, the information is subject to change without notice.

STANDARDS

ISO9001



Crane Connectors
File No. A-3620

Registered by UL to ISO9001 under UL's accreditation by Raad voor de Certificatie (RvC), the Dutch Council for Certification.

SAMPLE HOTLINE: 1-800-676-7644

CRANE CONNECTORS • 4700 Smith Road • Cincinnati, Ohio 45212 USA • E-mail Address: info@craneconnectors.com
Phone: (513) 631-4700 • Fax (513) 631-5700 • Toll Free US (800) 676-7644 • Canada (800) 420-7310